



94 JACKSON ROAD, SUITE 110, DEVENS, MA 01434 USA

## Power Combiner/Divider

Model RMPD4.800-2500SMT

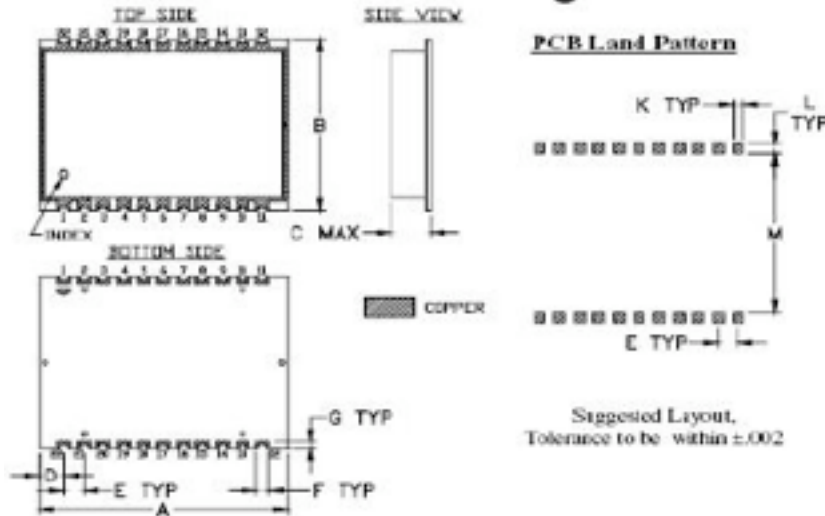
4-Way, SMT

Frequency (MHz)	Insertion Loss (dB max)	Isolation (dB min)	VSWR (max)	Phase Balance (° max)	Amplitude Balance (dB max)
800 - 2500	0.6	17	1.5:1	6	0.6

**Notes:**

- a. Input and output impedance: 50 Ohms
- b. Connector: tab, 5 places
- c. Power: Forward 5 W CW Reverse: 0.5W
- d. Material: case = aluminum alloy, substrate = alumina
- e. Operation temperature: -35C to +80C deg

### Outline Drawing



Telephone: 978-772-3767

Fax: 978-772-3768

[www.responsemicrowave.com](http://www.responsemicrowave.com)



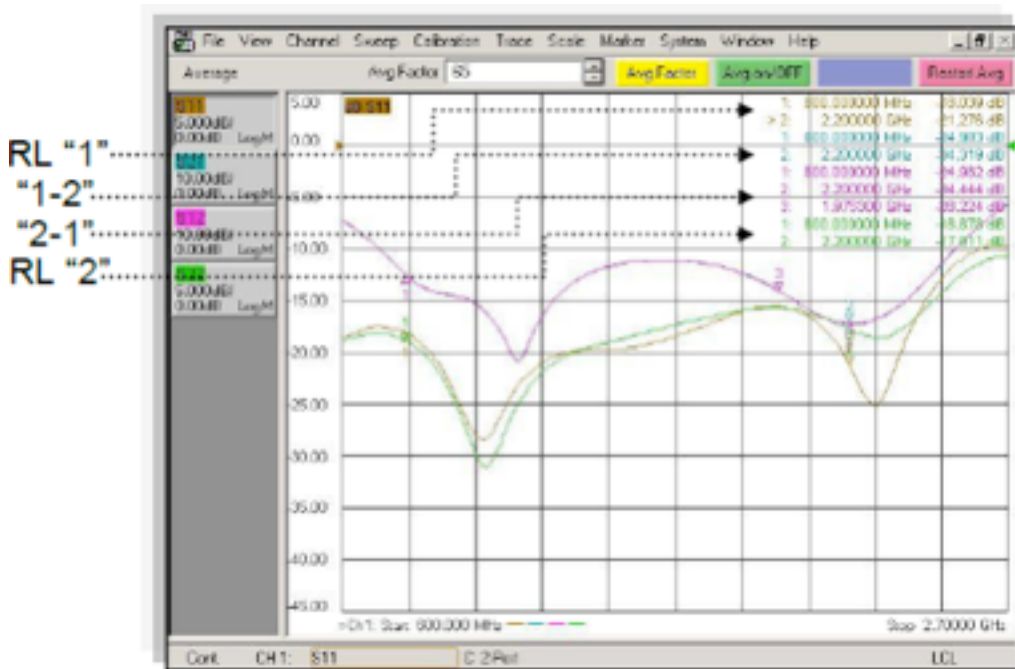
94 JACKSON ROAD, SUITE 110, DEVENS, MA 01434 USA

### Outline Dimensions ( in c h )

	mm						
electrical schematic	A	B	C	D	E	F	G
	1.250	1.000	.200	.125	.100	.060	.040
	31.75	25.40	5.08	3.18	2.54	1.52	1.02
	H	J	K	L	M	wt	
	--	--	.050	.060	.920	grams	
	--	--	1.27	1.52	23.37	4.4	

### Pin Connections

- SUM PORT            17
- PORT 1                3
- PORT 2                5
- PORT 3                7
- PORT 4                9
- GROUND              all others



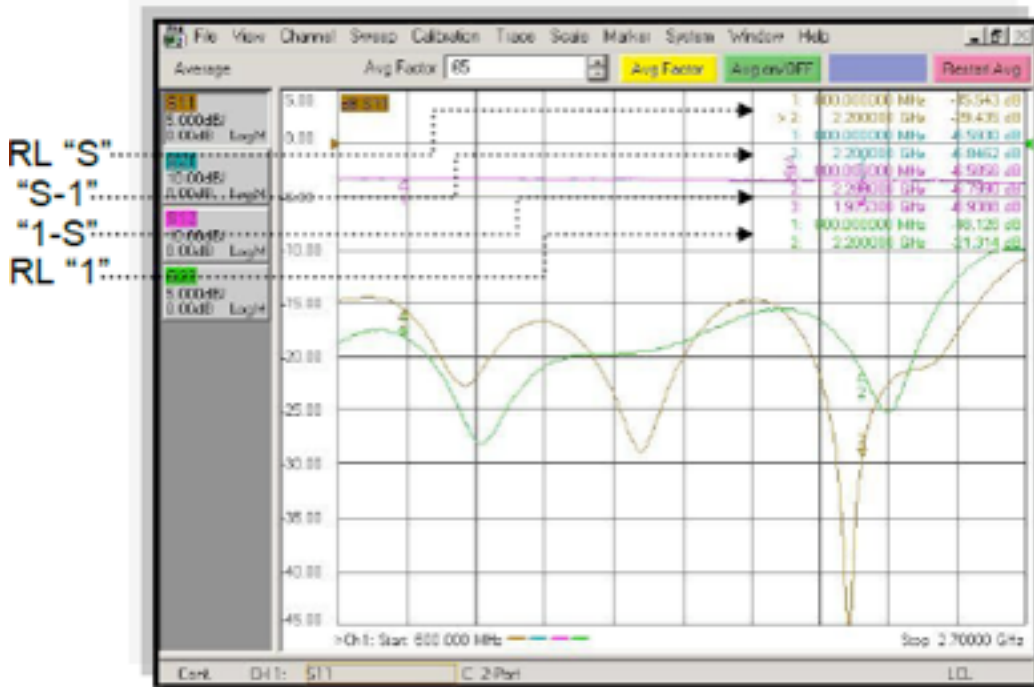
Telephone: 978-772-3767

Fax: 978-772-3768

[www.responsemicrowave.com](http://www.responsemicrowave.com)



94 JACKSON ROAD, SUITE 110, DEVENS, MA 01434 USA



All specifications are subject to change without notice.

Telephone: 978-772-3767

Fax: 978-772-3768

[www.responsemicrowave.com](http://www.responsemicrowave.com)