



94 JACKSON ROAD, SUITE 110, DEVENS, MA 01434

Filters/Diplexers

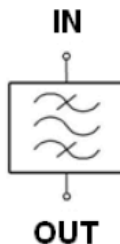
Model RMFI.1043-1052Sf

Bandpass Filter, SMA Female

SPECIFICATIONS

Model Number	Frequency (MHz)	Rejection (dB)	VSWR (max)	Insertion Loss (dB)
RMFI.1043-1052Sf	1043 - 1052	>50	1.29 : 1	2 (typ) 5 (max)

System diagram



Electrical specifications

3.1.1	Passband 1 dB	1043.8 – 1052 MHz
3.1.2	Rejection @ d.c. to 2425.6 Mhz	55 dB typical (50 dB min)
	Rejection @ 2470.6 to 5000 Mhz	55 dB typical (50 dB min)
3.1.3	Insertion loss	2 dB typical (5 dB max)
3.1.4	Ripple @ 1048.1 ± 2.5 MHz	0.5 dB typical (1 dB max))
3.1.5	Group delay variation	25 ns typical (40 ns max)
3.1.6	Return loss	≥ 18 dB (1.29:1 VSWR)
	Input power	10 Wrms compliant

Environmental specifications

3.2.1	Operating temperature range	-20 ÷ 60 °C
-------	-----------------------------	-------------

Telephone: 978-772-3767

Fax: 978-772-3768

www.responsemicrowave.com



94 JACKSON ROAD, SUITE 110, DEVENS, MA 01434

Mechanical specifications

3.3.1	Dimensions (excluding connectors)	72 x 72 x 54 mm
3.3.4	Connectors	SMA female

Telephone: 978-772-3767

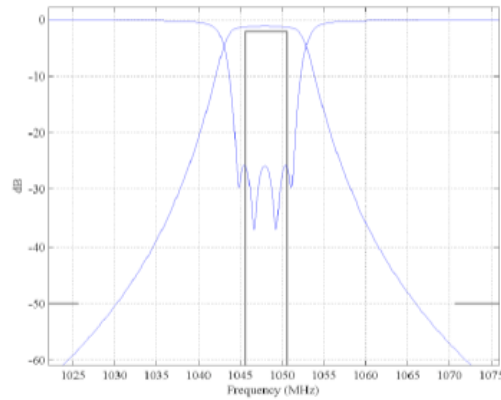
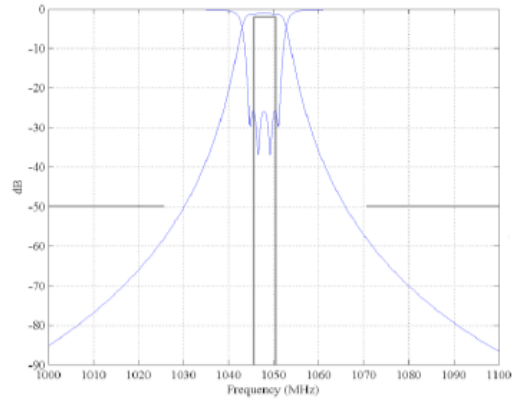
Fax: 978-772-3768

www.responsemicrowave.com

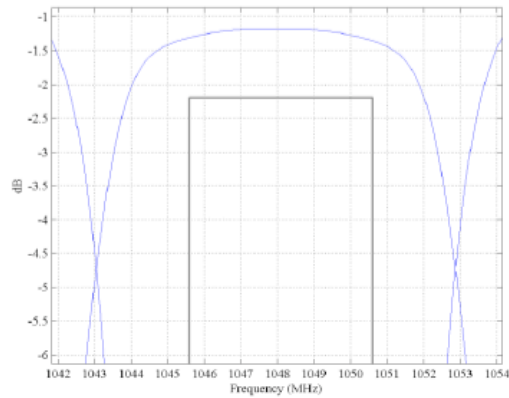


94 JACKSON ROAD, SUITE 110, DEVENS, MA 01434

Theoretical response



Insertion loss



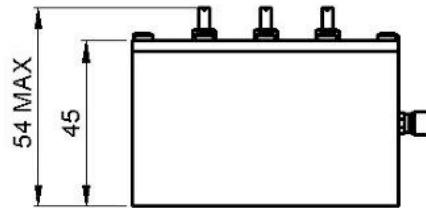
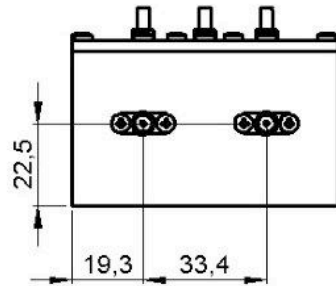
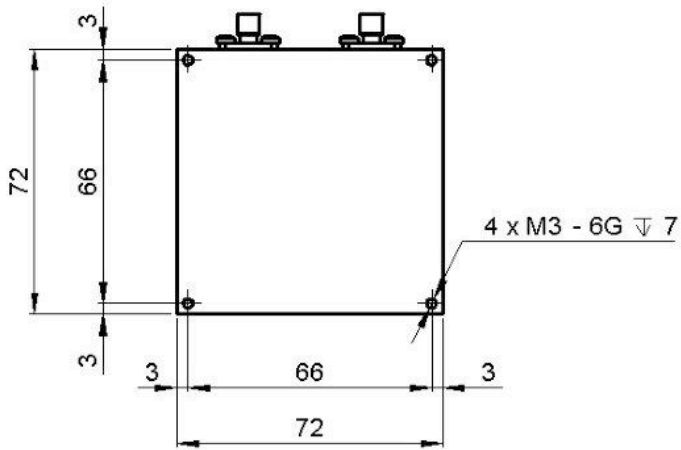
Telephone: 978-772-3767

Fax: 978-772-3768

www.responsemicrowave.com



94 JACKSON ROAD, SUITE 110, DEVENS, MA 01434




Telephone: 978-772-3767

Fax: 978-772-3768

www.responsemicrowave.com



94 JACKSON ROAD, SUITE 110, DEVENS, MA 01434



Telephone: 978-772-3767

Fax: 978-772-3768

www.responsemicrowave.com

Rev 7/27/12